

POST COVER

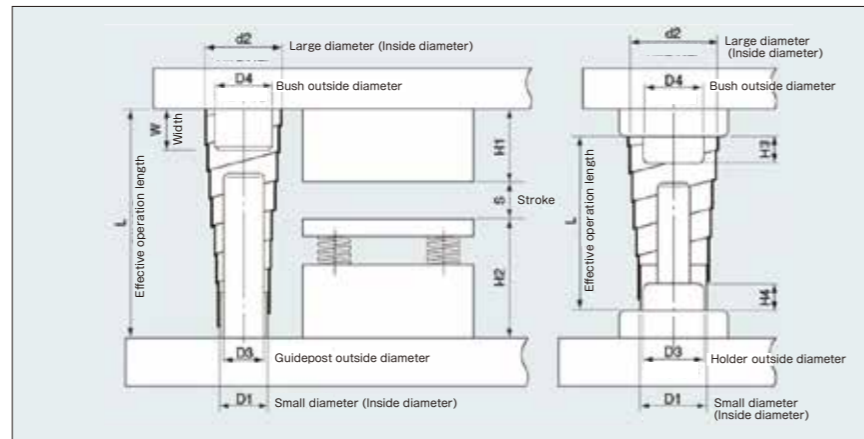
SAFETY COVER FOR PRESS MACHINE

It's easily attached to the die set and protects a worker from an accident to occur in aguide part.

●Selecting method

Please select the suitable cover from standard dimension list by following 4 items.

- ① $d2 = D4 + 4\text{mm}$
- ② $L > H1 + H2 + S$
- ③ $D1 > D3$
- ④ $W < H1$
 $W < H2$
 $W < H3 + H4$



●Standard Dimension Table

MODEL No.	d2	D1	L	W	MODEL No.	d2	D1	L	W	MODEL No.	d2	D1	L	W
V2618	26	20	180	20	V4220	42	33	200	25	V5030	50	38	300	30
V2820	28	20	200	20	V4225	42	32	250	25	V5220	52	44	200	30
V3020	30	22	200	20	V4230	42	31	300	25	V5225	52	42	250	30
V3220	32	25	200	20	V4420	44	35	200	25	V5230	52	40	300	30
V3225	32	24	250	25	V4425	44	34	250	25	V5520	55	44	200	30
V3420	34	27	200	25	V4430	44	33	300	25	V5525	55	42	250	30
V3425	34	26	250	25	V4620	46	37	200	25	V5530	55	40	300	30
V3620	36	28	200	25	V4625	46	35	250	25	V6020	60	49	200	30
V3625	36	27	250	25	V4630	46	33	300	25	V6025	60	47	250	30
V3820	38	30	200	25	V4820	48	40	200	30	V6030	60	45	300	30
V3825	38	29	250	25	V4825	48	38	250	30	V6520	65	54	200	35
V4020	40	34	200	25	V5020	50	42	200	30	V6525	65	52	250	35
V4025	40	33	250	25	V5025	50	40	250	30	V6530	65	50	300	35

●Precautions for installment and use.

〔Precautions for installment〕

- ① Whenever it's installed, please set it on the top a large-diameter sider. And please use conforming with direction of [SCREW COVER] label which is stuck on the screw cover
- ② Please do not use with the " Horizontal Type.

〔Routine inspection〕

- ① Please confirm that you do not have abnormal apophysis etc. in installment portion and operation range.
- ② Please oil on a regular basis ." (our shipment use oil: COSMO NONRUST P1020)

 TOKYO SEIMITSU HATSUJO Co., Ltd.

HEAD OFFICE
134 Higashikata-Cho, Tsuzuki-Ku, Yokohama-City,
Kanagawa-Pref., Post-Code 224-0045 JAPAN
TEL: +81-45-624-9841 FAX: +81-45-624-9840

METAL MADE EXPANDING COVER

**SCREW
COVER**

POST COVER

SCREW COVER & POST COVER



TSH
TOKYO SEIMITSU HATSUJO Co., Ltd.

Screw cover & Post cover are dust-proof metal made cover by expanding method. They can protect to driving parts like ball screw and press machine.

Features

- Expansible spiral shape
- Contribution for dust-proof, disaster prevention, and precision maintenance
- Easy-installing, Space-saving
- Superior durability performance
- High precision completion
- Reliable safety
- Short Delivery

SCREW COVER

HIGH DURABILTY DUST-PROOF COVER

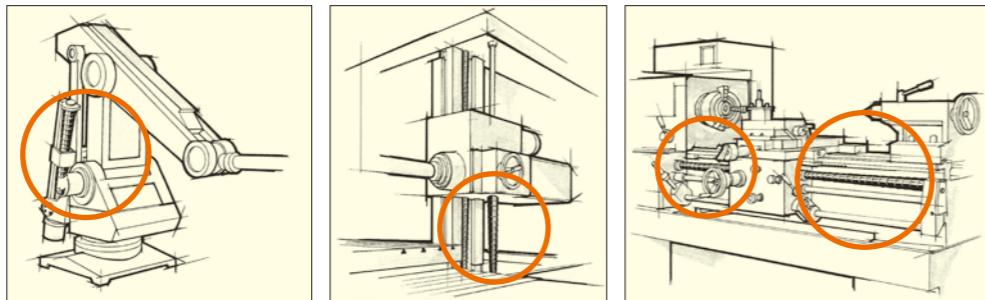
Protect the ball screw of the machining tools and guard from dust, contamination. Also, prevent from scoring.

Use

- Machining Center
- Industrial Machinery
- Welding Machine
- Robot
- Mold
- Another Machine

Example of use

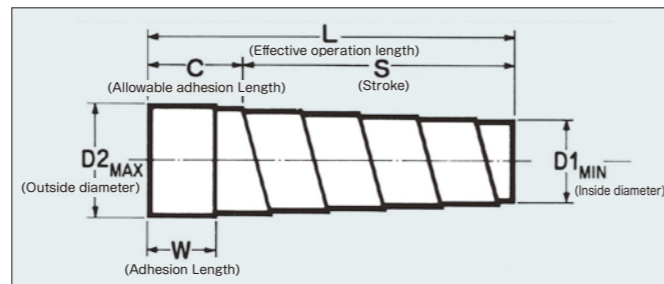
- Ball Screw
- Spline
- Feed Screw
- Cylinder Rod
- Shaft
- Guide Post



Dimension selection

Below table is standard dimension table. Please show the below 6 dimension point to us. We select correct cover.

- ① Diameter of screw & Shaft
- ② Effective operation length (L)
- ③ Allowable adhesion length (C)
- ④ Allowable large part Max. and Min.diameter (OD:D2, ID:D1)
- ⑤ Use status (Vertical/Horizontal)
- ⑥ Use condition

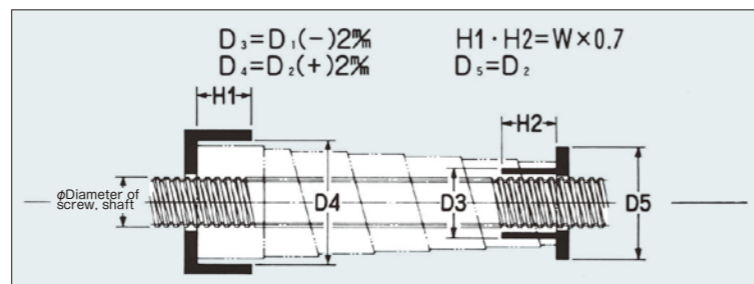


Receiving jig dimension

Please make a receiving jig by customer self referring below receiving jig dimension. As the screw cover involves rotational motion during expansion, please avoid both sauces that are too tight.

- Large part out diameter error = $D2 - (0 \sim 3\text{mm})$
- Small part inside diameter error = $D1 + (0 \sim 2\text{mm})$
- $0 \sim 3\text{mm}$ Large and small caliber error during telescopic motion.

* In our company, D2(OD) dimension indication is measured during adhesion length (Max. condition) And D1(ID) dimension indication is measured during effective operation length (Min. condition)



Standard Dimension Table

MODEL No.	D1	L	W	D2	MODEL No.	D1	L	W	D2	MODEL No.	D1	L	W	D2	
020-0100-020	20	100	20	28	045-2000-100	45	2000	100	103	070-0700-075	70	700	75	104	
020-0200-020		200			36	050-0200-035	50	200	35	66		070-1000-100	1000	100	105
020-0250-025		250	25	67		070-1300-100		1300	100	115					
020-0300-030		300	30	68		070-1500-125		1500	125	110					
020-0400-035		400	35	41	050-0300-050	300		50	68	075-0300-065	300	65	92		
025-0080-020	80	20	34	050-0500-050	500	81			075-0500-075	500	75	100			
025-0200-025	25	200	25	39	050-0700-065	50	700	65	82	075-0700-100	75	700	100	99	
025-0250-025		250			44		050-1000-075	1000	75	90		075-1000-100		1000	100
025-0300-030		300	30	44			050-1300-100	1300	100	89		075-1300-125	1300	109	
025-0400-035		400	35	45			050-1500-100	1500		97	075-1500-125	1500	125	115	
025-0500-040		500	40	47	050-1800-100		1800	109	075-1800-125	1800	124				
030-0100-020	30	100	25	39	050-2000-100	2000	113	075-2000-125	2000	110	080-0100-040	80	100	40	95
030-0200-025		200			48	055-0200-040	55	200	40	70	080-0300-065		300	65	98
030-0250-030		250	30	72		055-0250-050		250	50	72	080-0500-075		500	75	107
030-0300-035		300	35	49		055-0300-050		300	65	82	080-0700-100	700	100	106	
030-0500-050		500	50	51	055-0500-065	500		75	83	080-1000-110	1000	110	111		
030-0750-050	750	60		055-0700-075	700	87		080-1300-125	1300	116					
030-0800-050	800	35	61	055-1000-100	1000	94	080-1500-125	1500	123						
035-0100-020	100		20	50	055-1300-100	1300	100	102	080-1800-125	1800	138				
035-0200-025	200		25	56	055-1500-100	1500	102	085-0300-075	300	75	101				
035-0250-030	250		30	57	055-1800-110	1800	109	085-0500-100	500	100	106				
035-0300-035	300		35	57	055-2000-110	2000	114	085-0750-110	750	110	111				
035-0500-050	500	40	60	060-0150-030	60	150	30	78	085-1000-125	1000	114				
035-0750-050	750		50	69		060-0300-050	300	50	82	085-1300-125	1300	124			
035-0900-050	900		71	060-0500-075		500	75	84	085-1500-125	1500	138				
040-0100-020	100		20	54		060-0700-075	700	90	090-0300-075	300	75	107			
040-0200-030	200		30	59		060-1000-100	1000	93	090-0500-100	500	100	111			
040-0250-035	250	35	59	060-1300-100	1300	100	102	090-0750-125	750	125	114				
040-0300-040	300	40	60	060-1500-100	1500	109	109	090-1000-125	1000	125	122				
040-0500-050	500	50	65	060-1800-110	1800	110	114	090-1300-127	1300	137					
040-0700-060	700	60	68	060-2000-110	2000	116	116	090-1500-127	1500	140					
040-1000-075	1000	45	72	065-0150-040	65	150	40	80	090-1800-127	1800	148				
040-1300-075	1300		75	80		065-0300-050	300	50	87	095-0300-075	300	75	114		
045-0100-020	100		20	65		065-0500-075	500	75	90	095-0500-100	500	100	117		
045-0250-035	250		35	64		065-0700-075	700	97	095-0750-125	750	125	119			
045-0300-040	300		40	64		065-1000-100	1000	100	100	095-1000-125	1000	125	127		
045-0500-050	500	50	76	065-1300-100	1300	110	110	095-1300-125	1300	133					
045-0700-065	700	65	83	065-1500-110	1500	110	112	100-0300-075	300	75	119				
045-1000-075	1000	75	83	065-1800-125	1800	125	111	100-0500-100	500	100	122				
045-1300-100	1300	70	88	065-2000-127	2000	127	120	100-0750-125	750	125	125				
045-1500-100	1500		100	88	070-0200-040	200	40	99	100-1000-125	1000	125	133			
045-1800-100	1800		100	100	070-0300-065	300	65	88							
					070-0500-075	500	75	95							

*Please contact us as we can produce the special size except the dimensions mentioned above and stainless steel materials .

Precautions for installment and use

[Precautions for installment]

- ① The screw cover is packed in compression state and please be careful about handling enough on installment because spring pressure is very generous. Also, there is the some product of size having spring pressure as it is hard to control by hand when you take off a clasp.
- ② When you install them, please attach it in the state almost adherence to close.
- ③ Absolutely, please do not perform complete separation (free length condition).
- ④ Please do not expand than the effective operation length on screw cover operation.
- ⑤ By strong shock from the outside including dent, the balance of the slide spring pressure may collapse, please be careful.
- ⑥ In case of vertical type use, please set it on the top the large-diameter part side becomes the upper sider. And please use conforming with direction of [SCREW COVER] label which is stuck on the screw cover.
- ⑦ Please never use the strong oil of " particularly solidification and viscosity. Of lubricious good oil Also, please apply it to the entire surface evenly to keep telescopic balance in case of partial adhesion.
- ⑧ The fall of unused product during movement, the product with the slight mark due to a wound on setting and the free condition (by jumping out), they lead to poor expansion and contraction and damage therefore please do not use in this state.

[Routine inspection]

- ① Please be careful enough about oil deflector on the screw cover surface.
- ② In case of oil deflector, please do Item ⑦ of "the attention in the installation" mentioned above.
- ③ Please coat the oil around one time every day. (our shipment use oil: COSMO NONRUST P1020)